

19 Eastgate  
Harlow  
Essex  
CM20 1HP

T: 01279 433033  
www.kings-group.net



## Tilbury Mead, CM18 6JE



Offers In The Region Of £300,000 Freehold

**SOLD PRIOR TO MARKETING**

Exclusively for sale with Kings Group - TWO BEDROOM  
END TERRACE HOUSE in Tilbury Mead, Harlow.

In our opinion, this property would make an ideal investment as it is in a brilliant location and already has a tenant living in the property, giving you immediate income. The property is less than 10 minutes drive (1.4 miles) from the M11 giving you direct access into London, Cambridge and Stansted Airport making it ideal for commuters. Local amenities include local shop, takeaway restaurants, salon and pharmacy at The Stow shopping centre, accessible at a 30 minute walk (1.5 miles) or less than 10 minute drive (1.7 miles). You also have good schooling close by with Purford Green Primary School about a 6 minute walk (0.3 mile) and Passmores Academy 5 minutes walk away (0.3 mile) perfect for a young family.

The property comprises spacious downstairs lounge and kitchen, two DOUBLE bedrooms and first floor family bathroom. The property also benefits from larger than average garden with side access and good street parking in the area.

**Lounge 16'5 x 8'0**

Double glazed window to side aspect, single radiator, laminate flooring, phone point, TV aerial point, power points

**Kitchen 16'3 x 8'7**

Double glazed window to side aspect, single radiator, laminate flooring, range of wall and base units with roll top work surfaces and tiled splash backs, gas oven and hob with chimney style extractor fan, drainer unit, space for fridge freezer, plumbed for washing machine, double glazed patio door leading to garden, power points

**Bedroom One 16'5 x 10'12**

Double glazed window to side aspect, single radiator, carpet, power points

**Bedroom Two 12'00 x 10'2**

Double glazed window to side aspect, single radiator, carpet, built-in storage cupboard, power points

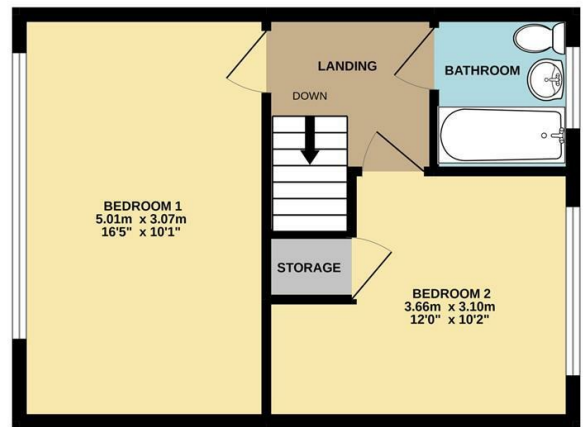
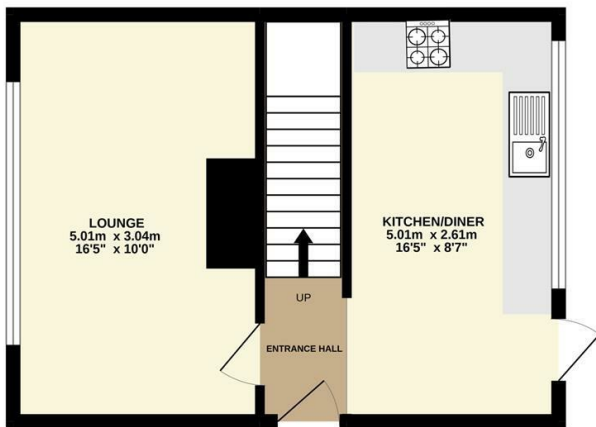
**Bathroom 5'8 x 6'4**

Double glazed opaque window to side aspect, heated towel rail, tiled flooring, panel enclosed bath with mixer tap and shower attached, wash hand basin with mixer tap, low level flush WC, tiled walls

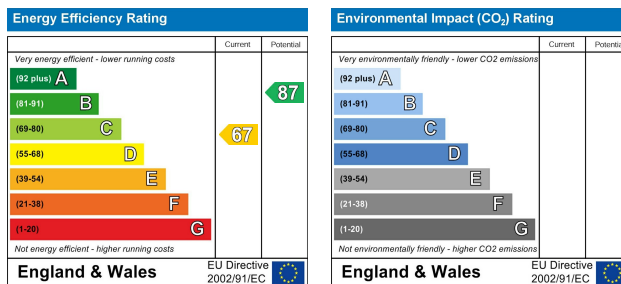
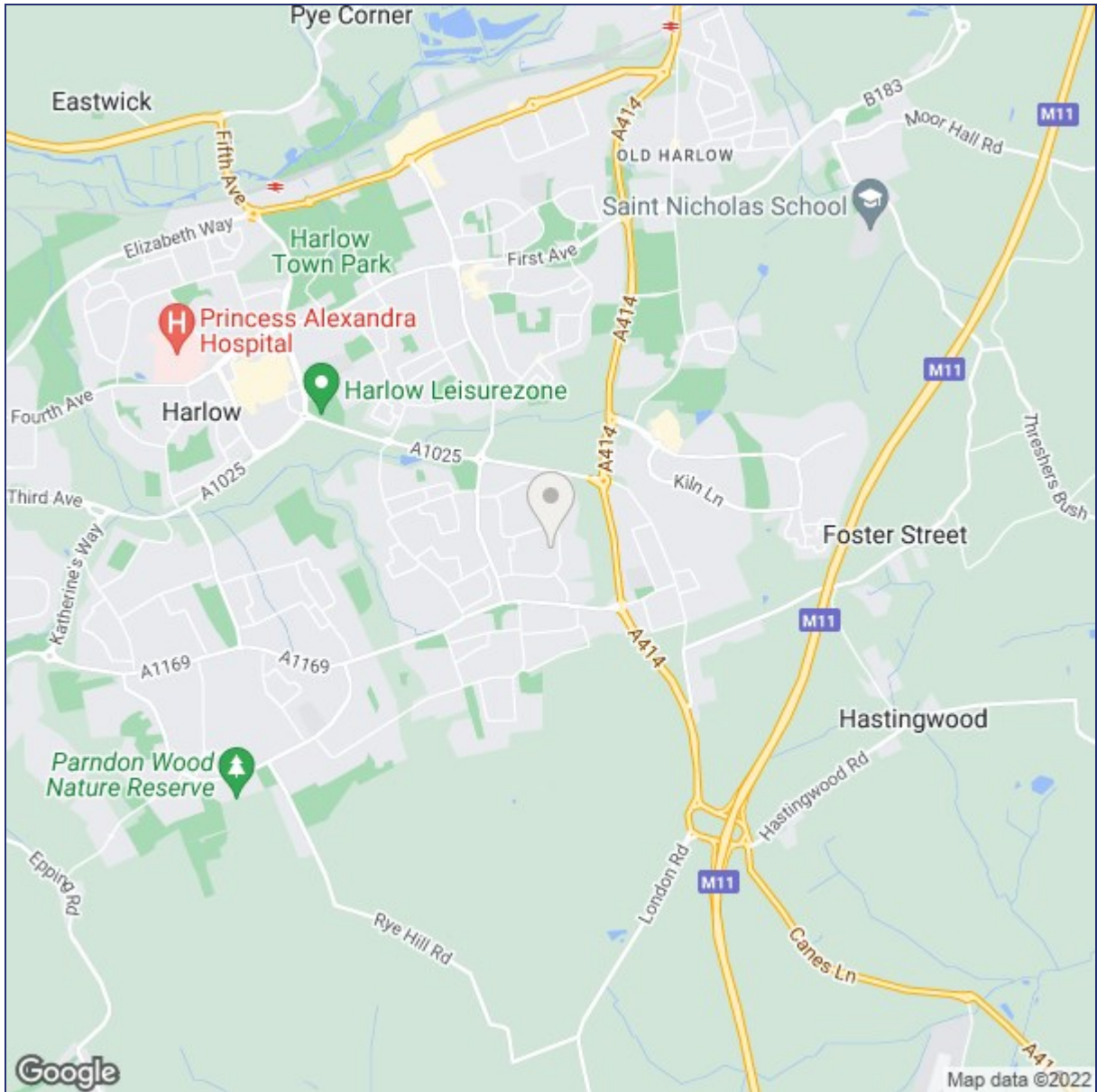


GROUND FLOOR

1ST FLOOR



Whilst every attempt has been made to ensure the accuracy of the floorplan contained here, measurements of doors, windows, rooms and any other items are approximate and no responsibility is taken for any error, omission or mis-statement. This plan is for illustrative purposes only and should be used as such by any prospective purchaser. The services, systems and appliances shown have not been tested and no guarantee as to their operability or efficiency can be given.  
Made with Metropix ©2022



("These details are correct at time of going to press").

THE PROPERTY MISDESCRIPTIONS ACT 1991. The agent has not tested any apparatus, equipment, fixtures or services and so cannot verify that they are in working order, or fit for the purpose. References to the Tenure of a property are based on information supplied by the vendor. The agent has not had sight of the Title documents. A buyer is advised to obtain verification from their Solicitor or Surveyor.

